


# A

DATENFORMAT 610 x 610 mm  
ENDFORMAT 580 x 580 mm

DATA FORMAT 610 x 610 mm  
FINAL FORMAT 580 x 580 mm

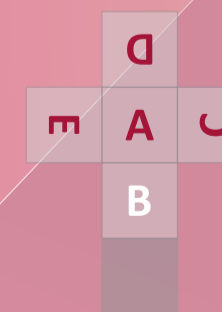


SCHUTZZONE / SENSITIVE AREA

# B

DATENFORMAT 610 x 420 mm  
ENDFORMAT 580 x 390 mm

DATA FORMAT 610 x 420 mm  
FINAL FORMAT 580 x 390 mm



NAHT (SICHTBAR)  
SEAMS (VISIBLE)

KLETTVERSCHLUSS (NICHT SICHTBAR)  
VELCRO SEALING (NOT VISIBLE)

SCHUTZZONE / SENSITIVE AREA

C

DATENFORMAT 610 x 420 mm  
ENDFORMAT 580 x 390 mm

DATA FORMAT 610 x 420 mm  
FINAL FORMAT 580 x 390 mm



NAHT (SICHTBAR)  
SEAMS (VISIBLE)

KLETTVERSCHLUSS (NICHT SICHTBAR)  
VELCRO SEALING (NOT VISIBLE)

SCHUTZZONE / SENSITIVE AREA

**D**

DATENFORMAT 610 x 420 mm  
ENDFORMAT 580 x 390 mm

DATA FORMAT 610 x 420 mm  
FINAL FORMAT 580 x 390 mm



NAHT (SICHTBAR)  
SEAMS (VISIBLE)


KLETTVERSCHLUSS (NICHT SICHTBAR)  
VELCRO SEALING (NOT VISIBLE)

SCHUTZZONE / SENSITIVE AREA

# E

DATENFORMAT 610 x 420 mm  
ENDFORMAT 580 x 390 mm

DATA FORMAT 610 x 420 mm  
FINAL FORMAT 580 x 390 mm



NAHT (SICHTBAR)  
SEAMS (VISIBLE)

KLETTVERSCHLUSS (NICHT SICHTBAR)  
VELCRO SEALING (NOT VISIBLE)